

# Indoor air quality report

Report generated for period 24/06/24 to 16/10/24



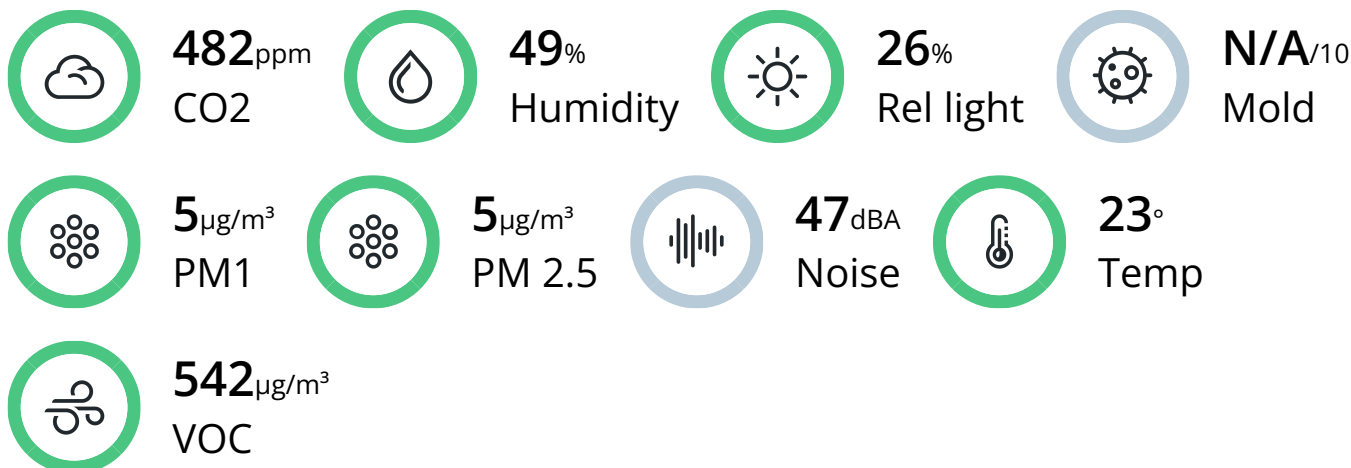
## The Jo Cox Centre

<b>Address</b> Queensgate Huddersfield HD1 3DH UK	<b>Building type</b> School	<b>Building year</b> 2022	<b>Ventilation</b> Natural
--	--------------------------------	------------------------------	-------------------------------

## Opening hours

<b>Monday</b> 07:00 - 17:00	<b>Tuesday</b> 07:00 - 17:00	<b>Wednesday</b> 07:00 - 17:00	<b>Thursday</b> 07:00 - 17:00	<b>Friday</b> 07:00 - 17:00	<b>Saturday</b> 07:00 - 17:00	<b>Sunday</b> 07:00 - 17:00
--------------------------------	---------------------------------	-----------------------------------	----------------------------------	--------------------------------	----------------------------------	--------------------------------

## Average hourly measurements during opening hours



This indoor air quality report presents the quality of the air in a home, school, office, or other building environments. The recommended thresholds are based on guidance from the WHO and national agencies. Measurements have been made using Airthings indoor air quality monitors. The highest and lowest measurements are from the source data and not averages.

## CO2



Average within opening hours






**482**ppm

Average value

**482**ppm

- Normal level < 800ppm
- Action level 800ppm < 1000ppm
- Warning level 1000ppm

Carbon dioxide (CO2) is an important consideration when it comes to comfort and productivity. Air with high levels of CO2 can lead to difficulty concentrating, decreased cognitive ability, and fatigue. Typically, CO2 levels outdoors are around 400 parts per million (ppm). Concentrations below 800 ppm are considered ideal for a healthy and productive workspace. To reduce your CO2 levels increase space ventilation.

Values within opening hours	Average	Lowest measurement	Highest measurement
 Christian / Multi-Faith room 1 Reception	<span style="color: green;">●</span> 488 ppm	<span style="color: green;">●</span> 407 ppm	<span style="color: red;">●</span> 1319 ppm
 Christian / Multi-faith Room 2 Other	<span style="color: green;">●</span> 484 ppm	<span style="color: green;">●</span> 410 ppm	<span style="color: red;">●</span> 1284 ppm
 Congregation Hall Other	<span style="color: green;">●</span> 465 ppm	<span style="color: green;">●</span> 406 ppm	<span style="color: yellow;">●</span> 980 ppm
 Entrance Reception	<span style="color: green;">●</span> 475 ppm	<span style="color: green;">●</span> 420 ppm	<span style="color: green;">●</span> 690 ppm
 Female Prayer Room Other	<span style="color: green;">●</span> 498 ppm	<span style="color: green;">●</span> 412 ppm	<span style="color: red;">●</span> 1399 ppm

## Humidity



Average within opening hours

**49**%





















Average value

**49**%


- Warning level < 25%
- Action level 25% < 30%
- Normal level 30% < 60%
- Action level 60% < 70%
- Warning level 70%

Humidity has a significant impact on comfort, respiratory health, and infectious disease transmission. Humidity levels between 30-60% are considered optimal. This range is recommended especially for those with allergies, asthma, or other respiratory illnesses. Maintaining humidity within these levels can also minimize the growth and spread of mold, viruses, and bacteria.

Values within opening hours	Average	Lowest measurement	Highest measurement
-----------------------------	---------	--------------------	---------------------

 Christian / Multi-Faith room 1 Reception	 49 %	 30 %	 74 %
 Christian / Multi-faith Room 2 Other	 47 %	 27 %	 74 %
 Congregation Hall Other	 50 %	 29 %	 73 %
 Entrance Reception	 47 %	 30 %	 64 %
 Female Prayer Room Other	 51 %	 33 %	 71 %

## Rel light

 Normal level  
<























Average within opening hours

**26%**

Average value

**16%**

Light levels (relative light intensity) can be useful to get an overview of light level trends inside a building. Note that the light sensor is primarily designed for capturing the wave gesture in front of the device, so the sensor is not very exposed to light in general and does not have a cosine receptor to capture light from all angles. This is why we present the light levels as a relative percentage.

Values within opening hours	Average	Lowest measurement	Highest measurement
 Christian / Multi-Faith room 1 Reception	 28 %	 0 %	 52 %
 Christian / Multi-faith Room 2 Other	 23 %	 0 %	 47 %
 Congregation Hall Other	 19 %	 0 %	 44 %
 Entrance Reception	 40 %	 2 %	 51 %
 Female Prayer Room Other	 19 %	 0 %	 42 %

## Mold



Average within opening hours


**N/A**/10

Average value

**N/A**/10

- Normal level < 3/10
- Action level 3/10 < 7/10
- Warning level 7/10

The mold risk sensor uses an algorithm based on the temperature and humidity sensor to measure how fast mold can grow under the current conditions.

Values within opening hours	Average	Lowest measurement	Highest measurement
 Entrance Reception	No data in selected time range		

## PM1



Average within opening hours





**5**µg/m<sup>3</sup>

Average value

**4**µg/m<sup>3</sup>

- Normal level < 10µg/m<sup>3</sup>
- Action level 10µg/m<sup>3</sup> < 25µg/m<sup>3</sup>
- Warning level 25µg/m<sup>3</sup>

PM is often brought into the building from outside. Exposure can trigger asthma and allergies, as well as cause irritation of eyes, ears, nose and throat. High levels can indicate problems with your filters or ventilation system.

Values within opening hours	Average	Lowest measurement	Highest measurement
 Christian / Multi-Faith room 1 Reception	<span style="color: green;">●</span> 4 µg/m <sup>3</sup>	<span style="color: green;">●</span> 0 µg/m <sup>3</sup>	<span style="color: red;">●</span> 34 µg/m <sup>3</sup>
 Christian / Multi-faith Room 2 Other	<span style="color: green;">●</span> 4 µg/m <sup>3</sup>	<span style="color: green;">●</span> 0 µg/m <sup>3</sup>	<span style="color: red;">●</span> 36 µg/m <sup>3</sup>
 Congregation Hall Other	<span style="color: green;">●</span> 6 µg/m <sup>3</sup>	<span style="color: green;">●</span> 0 µg/m <sup>3</sup>	<span style="color: red;">●</span> 48 µg/m <sup>3</sup>
 Female Prayer Room Other	<span style="color: green;">●</span> 4 µg/m <sup>3</sup>	<span style="color: green;">●</span> 0 µg/m <sup>3</sup>	<span style="color: red;">●</span> 31 µg/m <sup>3</sup>

## PM 2.5



Average within opening hours





**5**  $\mu\text{g}/\text{m}^3$

Average value

**5**  $\mu\text{g}/\text{m}^3$

- Normal level  
<  $10\mu\text{g}/\text{m}^3$
- Action level  
 $10\mu\text{g}/\text{m}^3 < 25\mu\text{g}/\text{m}^3$
- Warning level  
 $25\mu\text{g}/\text{m}^3$

PM is often brought into the building from outside. Exposure can trigger asthma and allergies, as well as cause irritation of eyes, ears, nose and throat. High levels can indicate problems with your filters or ventilation system.

Values within opening hours	Average	Lowest measurement	Highest measurement
 Christian / Multi-Faith room 1 Reception	<span style="color: green;">●</span> 4 $\mu\text{g}/\text{m}^3$	<span style="color: green;">●</span> 0 $\mu\text{g}/\text{m}^3$	<span style="color: red;">●</span> 35 $\mu\text{g}/\text{m}^3$
 Christian / Multi-faith Room 2 Other	<span style="color: green;">●</span> 5 $\mu\text{g}/\text{m}^3$	<span style="color: green;">●</span> 0 $\mu\text{g}/\text{m}^3$	<span style="color: red;">●</span> 37 $\mu\text{g}/\text{m}^3$
 Congregation Hall Other	<span style="color: green;">●</span> 6 $\mu\text{g}/\text{m}^3$	<span style="color: green;">●</span> 0 $\mu\text{g}/\text{m}^3$	<span style="color: red;">●</span> 48 $\mu\text{g}/\text{m}^3$
 Female Prayer Room Other	<span style="color: green;">●</span> 4 $\mu\text{g}/\text{m}^3$	<span style="color: green;">●</span> 0 $\mu\text{g}/\text{m}^3$	<span style="color: red;">●</span> 32 $\mu\text{g}/\text{m}^3$

## Noise






Average within opening hours

**47** dBA

Average value

**46** dBA

Noise levels (dynamic range 35 - 120 dBA SPL) can be useful to get an overview of noise trends inside a building.

Values within opening hours	Average	Lowest measurement	Highest measurement
 Christian / Multi-Faith room 1 Reception	48 dBA	38 dBA	92 dBA
 Christian / Multi-faith Room 2 Other	47 dBA	38 dBA	93 dBA
 Congregation Hall Other	48 dBA	39 dBA	94 dBA



Female Prayer Room  
Other

46 dBA

36 dBA

68 dBA

## Temperature

- Warning level < 18°
- Normal level 18° < 25°
- Warning level 25°



Average within opening hours

**23°C**

Average value

**23°C**

The temperature is an important component of occupant comfort and productivity. The optimal temperature is in the range of 18-25°C or 64-77°F. An indoor temperature either above or below this range will reduce the overall indoor air quality rating.

Values within opening hours	Average	Lowest measurement	Highest measurement
Christian / Multi-Faith room 1 Reception	<span style="color: green;">●</span> 22.4 °C	<span style="color: red;">●</span> 16.5 °C	<span style="color: red;">●</span> 27.9 °C
Christian / Multi-faith Room 2 Other	<span style="color: green;">●</span> 23.4 °C	<span style="color: green;">●</span> 18.1 °C	<span style="color: red;">●</span> 28 °C
Congregation Hall Other	<span style="color: green;">●</span> 21.8 °C	<span style="color: red;">●</span> 17.7 °C	<span style="color: red;">●</span> 25.6 °C
Entrance Reception	<span style="color: green;">●</span> 23 °C	<span style="color: green;">●</span> 19.4 °C	<span style="color: red;">●</span> 26.6 °C
Female Prayer Room Other	<span style="color: green;">●</span> 22.5 °C	<span style="color: green;">●</span> 19.8 °C	<span style="color: red;">●</span> 25.9 °C

# VOC

- Normal level < 565µg/m<sup>3</sup>
- Action level 565µg/m<sup>3</sup> < 4545µg/m<sup>3</sup>
- Warning level 4545µg/m<sup>3</sup>



Average within opening hours

**542** µg/m<sup>3</sup>

Average value

**597** µg/m<sup>3</sup>

Total Volatile Organic Compounds (VOCs) are a diverse group of chemicals that are commonly found in the air in homes and offices. Common sources of VOCs include paints (such as formaldehyde), lacquers, cleaning supplies, furnishings, office equipment, glues, alcohol, and human breath. Moderate levels of exposure can cause headaches, fatigue, eye and throat irritation, and other symptoms that can affect comfort and concentration. In order to reduce the VOC levels, improve ventilation and identify and remove the potential sources.

Values within opening hours	Average	Lowest measurement	Highest measurement
<span style="color: orange;">○</span> Christian / Multi-Faith room 1 Reception	<span style="color: orange;">●</span> 670 µg/m <sup>3</sup>	<span style="color: green;">●</span> 105 µg/m <sup>3</sup>	<span style="color: orange;">●</span> 3315 µg/m <sup>3</sup>
<span style="color: orange;">○</span> Christian / Multi-faith Room 2 Other	<span style="color: orange;">●</span> 747 µg/m <sup>3</sup>	<span style="color: green;">●</span> 105 µg/m <sup>3</sup>	<span style="color: orange;">●</span> 4102 µg/m <sup>3</sup>
<span style="color: green;">○</span> Congregation Hall Other	<span style="color: green;">●</span> 560 µg/m <sup>3</sup>	<span style="color: green;">●</span> 105 µg/m <sup>3</sup>	<span style="color: orange;">●</span> 2319 µg/m <sup>3</sup>
<span style="color: green;">○</span> Entrance Reception	<span style="color: green;">●</span> 290 µg/m <sup>3</sup>	<span style="color: green;">●</span> 105 µg/m <sup>3</sup>	<span style="color: orange;">●</span> 937 µg/m <sup>3</sup>
<span style="color: green;">○</span> Female Prayer Room Other	<span style="color: green;">●</span> 445 µg/m <sup>3</sup>	<span style="color: green;">●</span> 105 µg/m <sup>3</sup>	<span style="color: orange;">●</span> 2273 µg/m <sup>3</sup>

Generated: 17/10/24 16:01  
 Measurement by: Lucy Golding  
 Report id: 5c2ab4a8-acb7-4de9-a906-48486fd6e3a0  
 Measurement devices: Airthings Space Pro,  
 Airthings Space Plus

Comment: